

Scaled data based on original data using
LM-79-08 Approved Method: Electrical and Photometric Measurements of Solid-
State Lighting Products

Test Report Prepared for
Cooper Lighting Solutions
(formerly Eaton)

Brand: McGRAW-EDISON

Report Number: P543198

Luminaire Tested: **TT-D9-735-U-5CQ-PM**

Issue Date: 6/22/2021

Test Information

Test Method: LM-79-08
Report Number: P543198
TEST IS SCALED FROM IESNA LM-79-08 TEST DATA (G2-2012-100-10)
Test Lab: INNOVATION CENTER
Issue Date: 6/22/2021
Manufacturer: COOPER LIGHTING SOLUTIONS (FORMERLY EATON)
Product Line: McGRAW-EDISON
Catalog Number: TT-D9-735-U-5CQ-PM
Description: TOPTIER LED SITE LUMINAIRE
3500K, 70 CRI LEDS AND CONCENTRATED DISTRIBUTION
Light Source: -
Ballast/Driver: ELECTRONIC DRIVER

Summary

Lumens per Lamp: N/A
Luminaire Lumens: 19951 lumens
Efficiency: N/A
Efficacy: 115.3 lumens/watt
Luminous Opening: Circular (Dia: 1.12' x H: 0')
IES Classification: Type V - Short
BUG Rating: B4 - U0 - G2

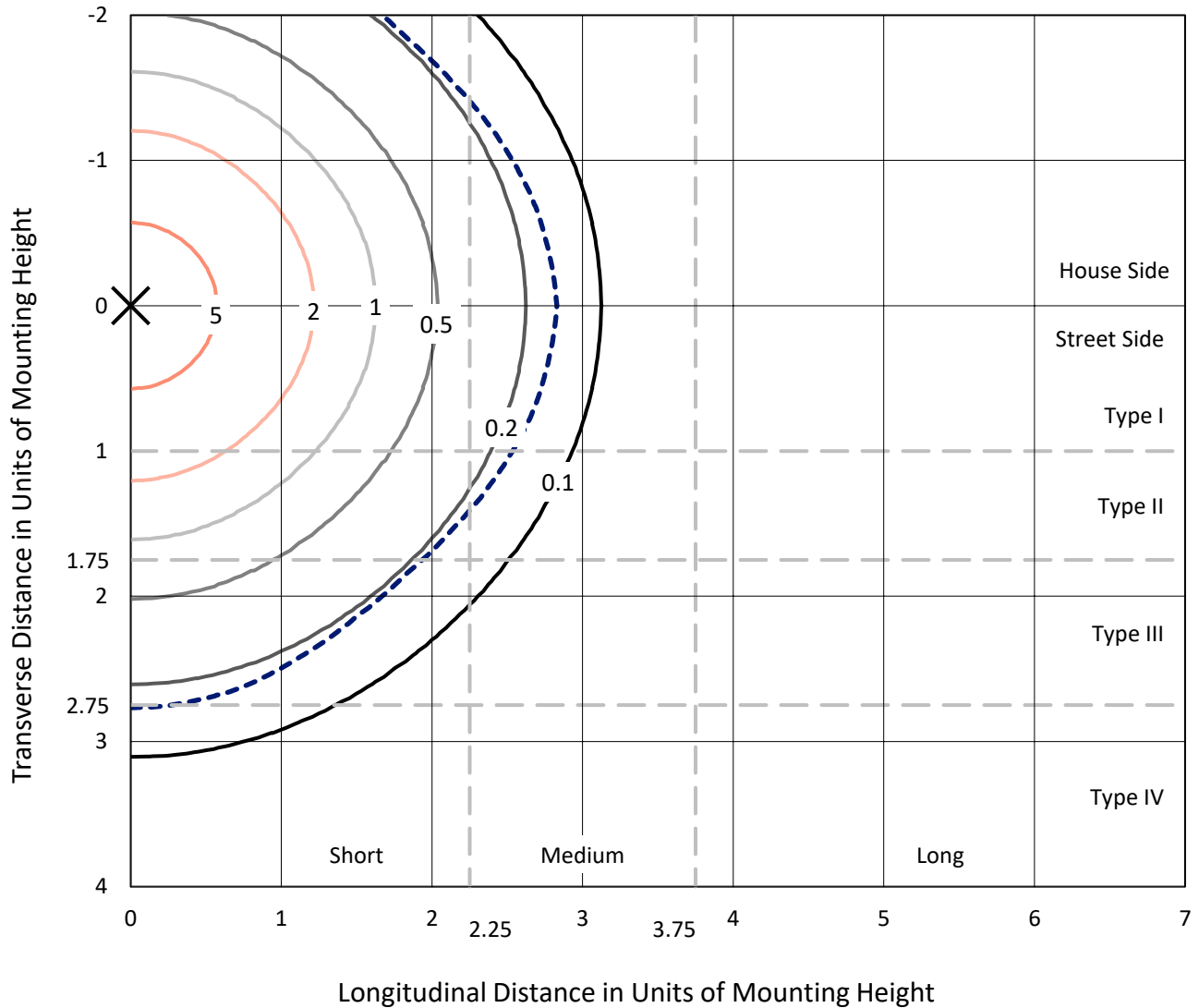
Input Watts (W): 173.1
Input Voltage (V): NR
Input Current (Ain): NR
Voltage Rise (V): NR
Power Factor: NR
Total Harmonic Distortion (THDi): NR
Frequency (hertz): 60
Stabilization Time: NR
Operation Time: NR
Ambient Temperature (°C): NR
Test Distance: 28.75 FT



REPORT NUMBER: P543198
 CATALOG NUMBER: TT-D9-735-U-5CQ-PM

Iso-Footcandle Lines of Horizontal Illumination

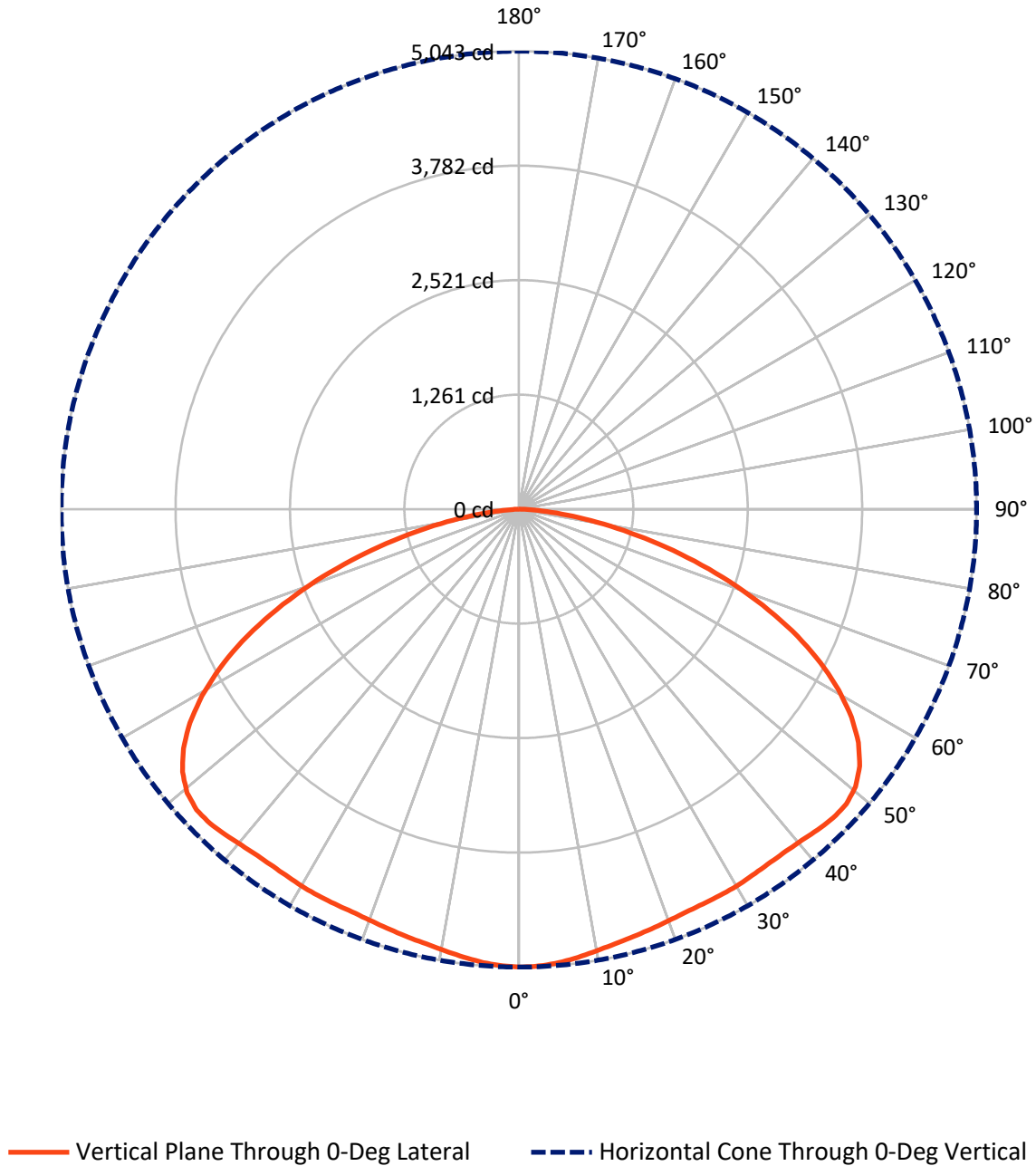
✕ Max cd
 - - - 1/2 Max cd



Based on 25 foot mounting height. Maximum calculated value = 8.1 fc
 Type V - Short - N/A

REPORT NUMBER: P543198
CATALOG NUMBER: TT-D9-735-U-5CQ-PM

Luminous Intensity Polar Plot



REPORT NUMBER: P543198
 CATALOG NUMBER: TT-D9-735-U-5CQ-PM

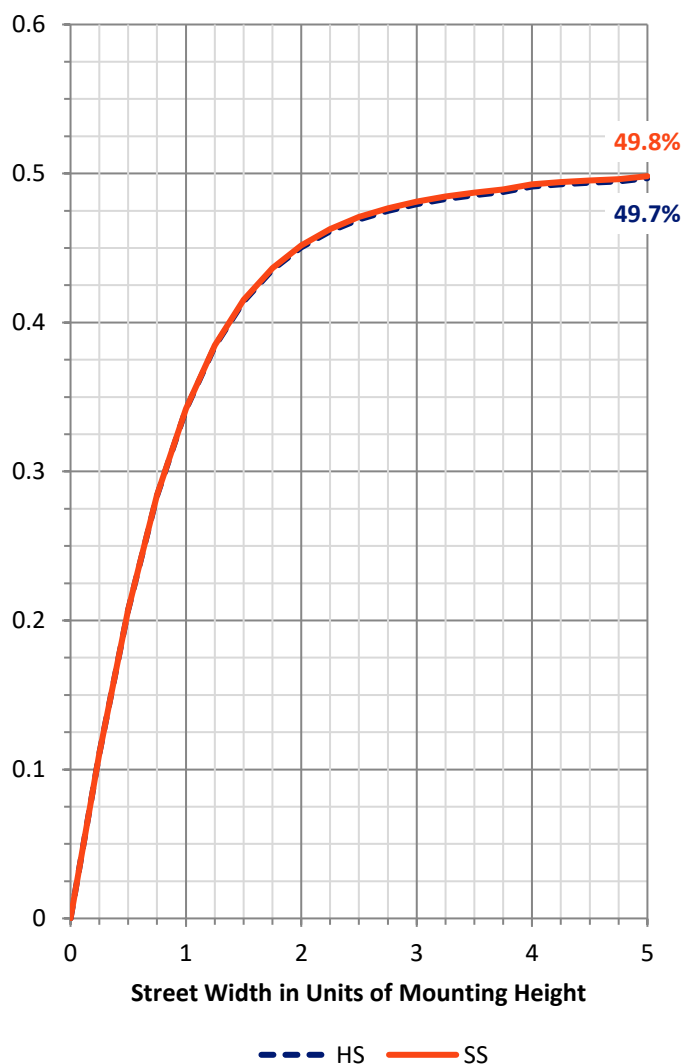
FLUX DISTRIBUTION:

		Downward	Upward	Total
House Side	Lumens	9975.5	0.0	9975.5
	% Fixture	50.0	0.0	50.0
Street Side	Lumens	9975.5	0.0	9975.5
	% Fixture	50.0	0.0	50.0
Total	Lumens	19951.0	0.0	19951.0
	% Fixture	100.0	0.0	100.0

ZONAL LUMENS:

Zone	Lumens	% Fixture
0°-10°	475.1	2.4
10°-20°	1376.1	6.9
20°-30°	2211.4	11.1
30°-40°	2977.4	14.9
40°-50°	3684.0	18.5
50°-60°	3952.0	19.8
60°-70°	3220.6	16.1
70°-80°	1718.0	8.6
80°-90°	336.4	1.7
90°-100°	0.0	0.0
100°-110°	0.0	0.0
110°-120°	0.0	0.0
120°-130°	0.0	0.0
130°-140°	0.0	0.0
140°-150°	0.0	0.0
150°-160°	0.0	0.0
160°-170°	0.0	0.0
170°-180°	0.0	0.0
0°-90°	19951.0	100.0
0°-180°	19951.0	100.0

Coefficient of Utilization



REPORT NUMBER: P543198

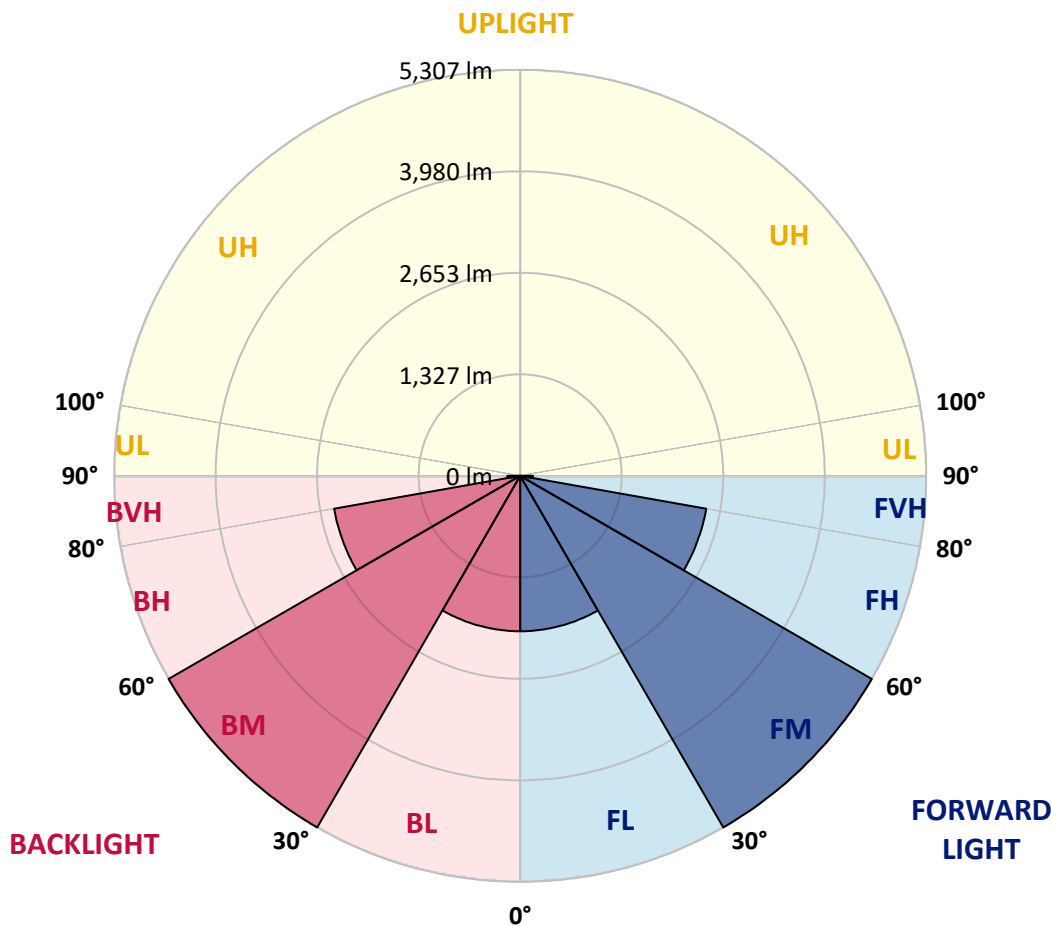
CATALOG NUMBER: TT-D9-735-U-5CQ-PM

LUMINAIRE CLASSIFICATION SYSTEM LUMEN TABLE AND BUG RATING:

Zone	Lumens	% Fixture	Zone Rating/Lumen Limit		
			B	U	G
FL (0°-30°)	2031.3	10.2			
FM (30°-60°)	5306.7	26.6			
FH (60°-80°)	2469.3	12.4			G2/5000
FVH (80°-90°)	168.2	0.8			G2/225
BL (0°-30°)	2031.3	10.2	B3/2500		
BM (30°-60°)	5306.7	26.6	B4/8500		
BH (60°-80°)	2469.3	12.4	B3/2500		G2/5000
BVH (80°-90°)	168.2	0.8			G2/225
UL (90°-100°)	0.0	0.0		U0/0	
UH (100°-180°)	0.0	0.0		U0/0	

BUG Rating: B4-U0-G2

Type V Short





REPORT NUMBER: P543198

CATALOG NUMBER: TT-D9-735-U-5CQ-PM

CANDELA DISTRIBUTION (FULL):

	0°	5°	15°	25°	35°	45°	55°	65°	75°	85°	90°
0°	5042.9	5042.9	5042.9	5042.9	5042.9	5042.9	5042.9	5042.9	5042.9	5042.9	5042.9
2.5°	5033.8	5033.8	5032.9	5031.0	5028.3	5026.5	5027.4	5030.1	5032.9	5033.8	5034.7
5°	5008.2	5010.1	5007.3	5003.7	5000.9	5000.0	4999.1	5002.8	5005.5	5006.4	5007.3
7.5°	4970.8	4973.5	4971.7	4968.1	4964.4	4962.6	4962.6	4964.4	4967.2	4969.9	4969.9
10°	4930.6	4930.6	4929.7	4926.1	4922.4	4919.7	4920.6	4922.4	4926.1	4928.8	4929.7
12.5°	4895.0	4896.0	4893.2	4887.7	4882.3	4879.5	4879.5	4884.1	4889.6	4892.3	4894.1
15°	4867.7	4868.6	4865.8	4857.6	4851.2	4849.4	4851.2	4854.9	4860.4	4864.0	4864.9
17.5°	4842.1	4843.0	4839.4	4830.2	4824.8	4822.0	4822.0	4827.5	4834.8	4837.5	4838.5
20°	4818.4	4817.5	4812.9	4802.9	4795.6	4791.9	4793.7	4801.0	4810.2	4814.7	4814.7
22.5°	4801.0	4800.1	4793.7	4782.8	4774.6	4768.2	4771.8	4781.0	4791.9	4800.1	4800.1
25°	4797.4	4795.6	4785.5	4772.7	4759.0	4753.6	4759.0	4771.8	4785.5	4795.6	4797.4
27.5°	4796.5	4793.7	4782.8	4765.4	4751.7	4747.2	4751.7	4767.3	4784.6	4796.5	4797.4
30°	4791.9	4790.1	4775.5	4756.3	4739.9	4734.4	4740.8	4758.1	4777.3	4788.3	4791.0
32.5°	4781.0	4778.2	4763.6	4741.7	4723.5	4716.1	4722.5	4742.6	4761.8	4777.3	4779.1
35°	4775.5	4773.7	4755.4	4728.0	4707.0	4696.1	4705.2	4726.2	4749.0	4767.3	4770.0
37.5°	4780.0	4777.3	4757.2	4725.3	4697.0	4685.1	4693.3	4718.0	4746.3	4767.3	4770.9
40°	4797.4	4793.7	4769.1	4730.8	4694.2	4680.6	4690.6	4721.6	4758.1	4781.9	4788.3
42.5°	4827.5	4823.9	4791.0	4742.6	4697.0	4680.6	4697.0	4738.1	4785.5	4816.6	4821.1
45°	4853.1	4849.4	4812.0	4752.7	4700.6	4681.5	4704.3	4760.0	4822.9	4864.0	4869.5
47.5°	4854.9	4849.4	4804.7	4738.1	4679.6	4662.3	4696.1	4765.4	4844.8	4897.8	4904.2
50°	4807.4	4801.9	4749.0	4675.1	4613.0	4596.6	4647.7	4733.5	4826.6	4886.8	4895.0
52.5°	4701.5	4696.1	4640.4	4557.3	4491.6	4478.8	4541.8	4639.5	4740.8	4808.3	4817.5
55°	4539.1	4530.9	4476.1	4385.7	4311.8	4305.4	4371.1	4475.2	4584.7	4650.4	4665.9
57.5°	4321.8	4312.7	4254.3	4157.5	4084.5	4076.3	4142.9	4249.7	4365.7	4428.6	4445.1
60°	4048.9	4048.0	3982.3	3884.6	3815.3	3803.4	3862.7	3972.3	4084.5	4151.2	4166.7
62.5°	3733.1	3733.1	3667.4	3579.8	3501.3	3489.4	3545.1	3652.8	3756.9	3822.6	3842.7
65°	3373.5	3366.2	3316.0	3224.7	3146.2	3137.1	3191.9	3277.7	3384.5	3446.5	3465.7
67.5°	2972.8	2964.6	2929.0	2842.3	2774.7	2755.6	2802.1	2889.7	2982.8	3043.1	3055.9
70°	2545.6	2542.0	2505.5	2427.9	2364.9	2350.3	2393.2	2468.1	2546.6	2595.8	2616.8
72.5°	2106.6	2108.4	2070.1	2006.2	1962.4	1947.8	1976.1	2028.1	2115.7	2147.7	2165.0
75°	1673.1	1671.2	1647.5	1592.7	1551.7	1533.4	1562.6	1613.7	1654.8	1695.9	1716.0
77.5°	1256.8	1254.1	1241.3	1195.7	1168.3	1154.6	1170.1	1205.7	1240.4	1276.0	1281.5
80°	872.6	873.5	858.9	830.6	801.4	799.6	812.3	830.6	858.9	882.6	886.3
82.5°	533.0	534.9	523.0	512.0	487.4	487.4	496.5	513.0	527.6	546.7	541.3
85°	253.7	253.7	251.0	241.9	233.7	230.9	235.5	241.9	248.3	257.4	258.3
87.5°	62.1	63.0	63.9	60.2	55.7	53.9	56.6	59.3	63.0	68.5	65.7
90°	0.0	0.0	0.0	0.0	0.0	0.0	0.0	0.0	0.0	0.0	0.0

(END OF REPORT)